


Instrument Name



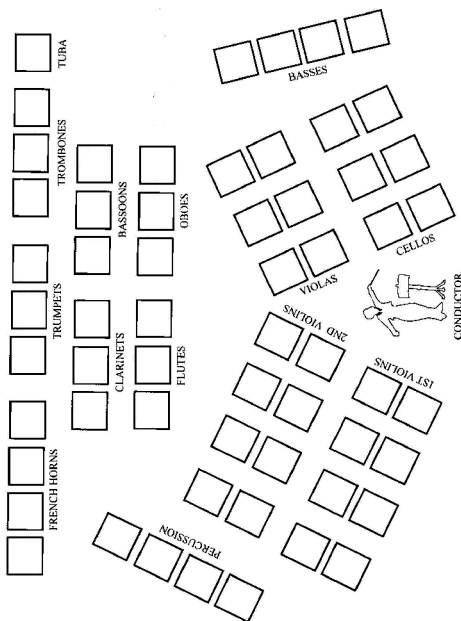
The \_\_\_\_\_ is different from the other orchestral strings because the performer does not use a \_\_\_\_\_

# My Book of String Instruments



[www.riohondosymphony.org](http://www.riohondosymphony.org)

THE RIO HONDO SYMPHONY SEATING CHART



Color the violins red. Color the cellos green.  
Color the violas purple. Color the basses blue.  
Add the harp next to the percussion and color it orange.

## How to make your Book of Instruments.

1) Fill in the blanks for each instrument.

The instruments are spelled: violin, viola, cello, double bass, and harp.


The voices in a choir are: sopranos, altos, tenors, and basses.

The "stick" that most orchestral strings use is called a "bow".

2) Cut out along the solid lines and staple the pages together. Don't forget to put the cover on the front.

---

Instrument Name




\_\_\_\_\_ make high sounds  
like the

\_\_\_\_\_ in a choir.

---

Instrument Name



\_\_\_\_\_ make medium-high  
sounds like the

\_\_\_\_\_ in a choir.

---

Instrument Name



\_\_\_\_\_ make medium-low  
sounds like the

\_\_\_\_\_ in a choir.

---

Instrument Name



\_\_\_\_\_ make low sounds  
like the

\_\_\_\_\_ in a choir.